

HSF

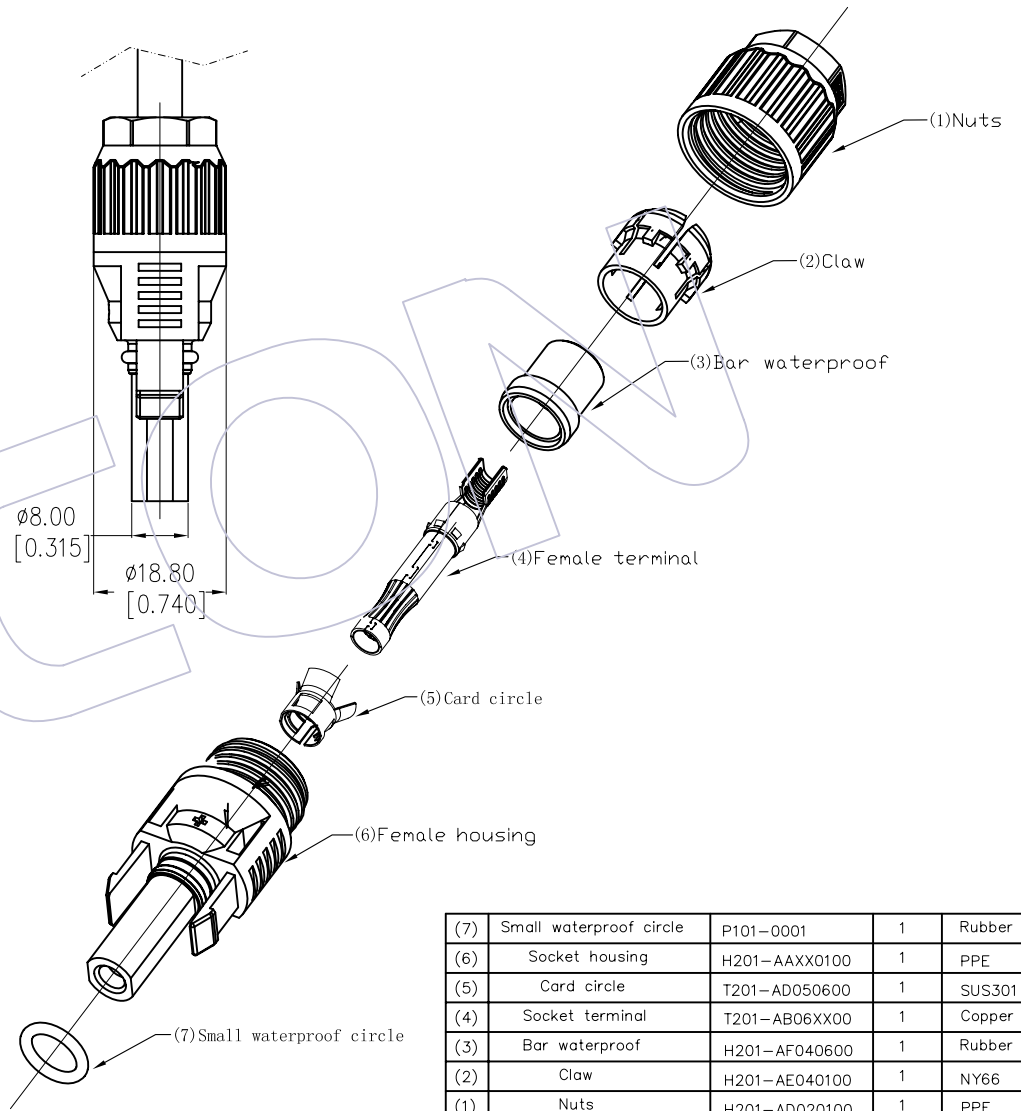
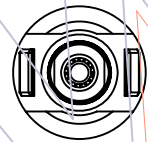
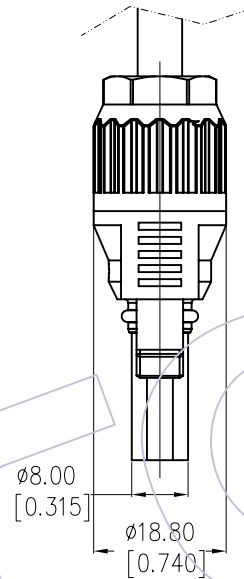
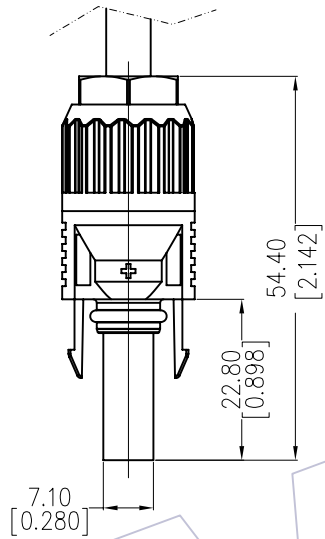
Technical Data
Materials: See table.

Mechanical:
Dimension: diameter18mm
Protection Class:IP67 Mated
Durability Cycles: 100Cycles
Type of termination: Crimp/Solder
Can pass 80 pounds of crane heavy test

Electrical data
Rated Current: 25A
Rated Voltage: 1000VDC/600VDC
Contact Resistance < 5mΩ

Environmental
Temperature Range: -40°C to +90°C
Flammability: UL 94V-0
RoHS Compliant

Safety Approval and Standards
UL: Pending
TUV: Approved



NOTES:

P/N: $\frac{C}{1} \frac{1}{2} \frac{01}{3} - \frac{XX}{4} \frac{F}{5} \frac{A}{6} \frac{X}{7} \frac{01}{8}$

- ① C: Solar connector
- ② Product sort: 1: cable connector 2: board connector
- ③ Product kind: 01: The first kind 02: The second kind.....
- ④ Applic cable OD: 10: 10AWG (6.0mm²) 12: 12AWG (4.0mm²) 14: 14AWG (2.5mm²)
- ⑤ M: Male F: Female G: Two male+ female H: Two female+male
- ⑥ Connector's type: A: Outer buckle B: Inner buckle
C: W/O buckle D: Single buckle
- ⑦ W: "WCON" LOGO C: "CA" LOGO
- ⑧ Journal code: 01

ITEM	Name	P/N	Dosage	Materials
(7)	Small waterproof circle	P101-0001	1	Rubber
(6)	Socket housing	H201-AAXX0100	1	PPE
(5)	Card circle	T201-AD050600	1	SUS301
(4)	Socket terminal	T201-AB06XX00	1	Copper
(3)	Bar waterproof	H201-AF040600	1	Rubber
(2)	Claw	H201-AE040100	1	NY66
(1)	Nuts	H201-AD020100	1	PPE

REV	DATE	MODIFICATION DESCRIPTION	CHANGE	APPROVE	OPERATION		DRAW	MYQ	11.11.23	SCALE	fit		PART NO.	TITLE:
					X.X	±0.40					UNIT	mm		
A1	11/11/23	Modify drawing	_____	_____	X.XX	±0.25	DESIGN				SIZE	A4	C101-XXFAX01	Solar female connector
AO	11/06/10	NEW	_____	_____	X.XXX	±0.15	CHECK				SHEET	1/1		
					Angle	± 3'	APPROVE				PROJ.	☉	Customer NO.	

WCON 维峰五金电子有限公司
WAVE HARDWARE ELECTRONICS CO. LTD